

核桃孔孟中文學校每週每日指定功課

第2週 班級:KA班 老師:陳君天 電話:909-594-8825

9/08 星期日	<p>*作業(pg1)</p> <p>*練習注音符號「ㄉ」及聲調練習。(單張練習紙)</p> <p>*練習中文名字。(單張練習紙)</p> <p>※日日做好事，天天說好話，我今天做了_____</p>
9/09 星期一	<p>*作業(pg2)</p> <p>*練習注音符號「ㄝ」。(單張練習紙)</p> <p>*練習結合韻「ㄉ^ㄝ」、「ㄝ^ㄉ」各一次。(單張練習紙)</p> <p>※日日做好事，天天說好話，我今天做了_____</p>
9/10 星期二	<p>*作業(pg3)</p> <p>*練習注音符號「ㄩ」。(單張練習紙)</p> <p>*練習結合韻「ㄝ^ㄩ」、「ㄩ^ㄝ」各一次。(單張練習紙)</p> <p>※日日做好事，天天說好話，我今天做了_____</p>
9/11 星期三	<p>*作業(pg4)</p> <p>*練習注音符號「ㄞ」。(單張練習紙)</p> <p>*練習結合韻「ㄝ^ㄞ」、「ㄞ^ㄝ」各一次。(單張練習紙)</p> <p>※日日做好事，天天說好話，我今天做了_____</p>
9/12 星期四	<p>*作業(pg5) *練習結合韻「ㄝ^ㄩ ㄞ^ㄩ」一次。(單張練習紙)</p> <p>*練習說『...好。』(例如：『老師好。』)，下週上課說一說。</p> <p>※日日做好事，天天說好話，我今天做了_____</p>
9/13 星期五	<p>*作業(pg6) *完成中秋節繪圖。</p> <p>*練習說『舉起手、放下手、拍拍手』及動作，下週上課表演。</p> <p>※日日做好事，天天說好話，我今天做了_____</p>

※陳君天老師 Email: laura@ccls-ca.org *本週上課內容：第一課。預習第二課。

*聽力作業碟片為 CD-ROM，必須用電腦播放。步驟：1. Click "open folder to view files"
2. click "MP3"資料夾 3. Click "Practice" 4. Click track number(依據作業中“耳機”圖案上的數字號碼，即為該聽力作業題內容)。下週交作業時請連同作業 folder 一起交回給老師。

*第四週(9/28)將在教室(Room#35)舉行家長座談會，時間：8:30~8:50am，敬請撥冗參加。


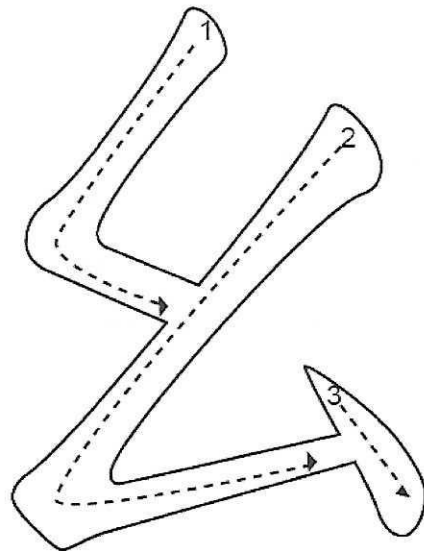
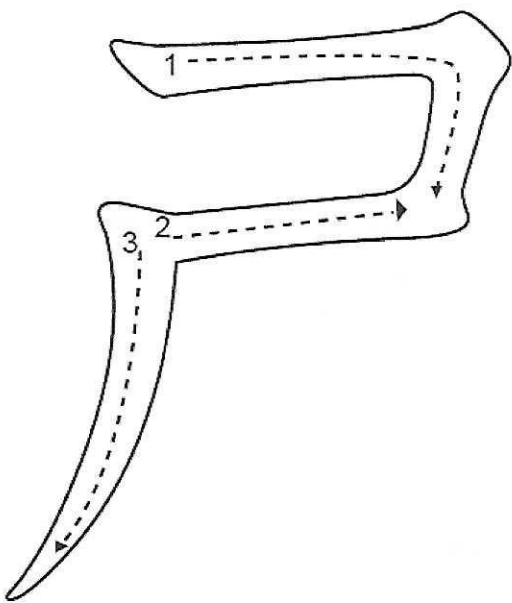

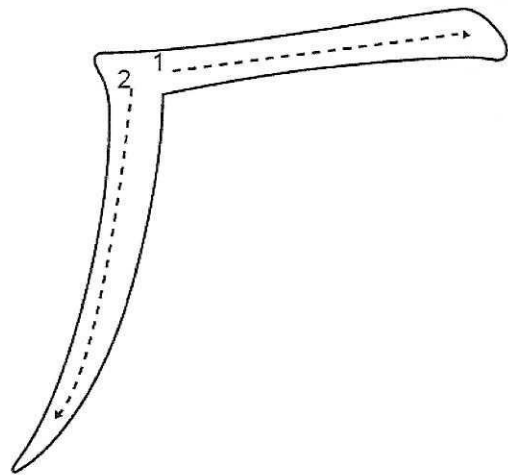
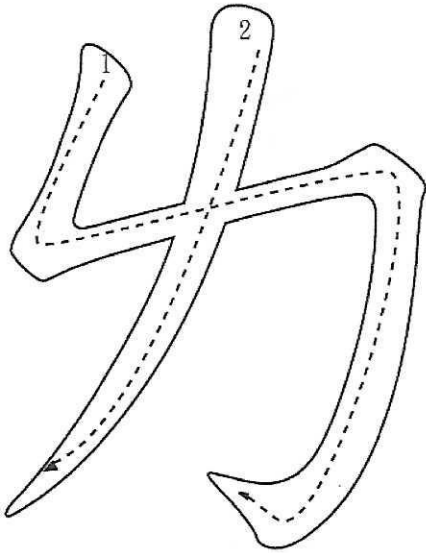
*下週(9/14)才藝課開始，您孩子如有報名才藝課，請 12:30pm 至才藝教室/區域接孩子放學(請參考才藝教室位置表)。*請為孩子準備飲用水上學。*9/21 本校停課。家長簽名及意見：



Listen to the text lesson 1 and read along.



Color stroke 1 blue, stroke 2 green, and stroke 3 red.





Write and say each phonetic symbol five times.

ㄅ ¹ ㄆ ²			
ㄆ	ㄆ		

ㄣ ¹ ㄨ ² ㄣ ³			
ㄣ	ㄣ		



Listen and circle the correct picture according to the audio recording given.

A



B





Write and say each phonetic symbol five times.

1 ㄅ 2 ㄅ			
ㄅ	ㄅ		

1 ㄆ 2 ㄆ			
ㄆ	ㄆ		




3 Listen and circle the correct picture according to the audio recording given.

A



B






Write and say each phonetic symbol two times.

ㄉ	ㄨ	ㄩ	ㄉ	ㄨ
ㄉ	ㄨ	ㄩ	ㄉ	ㄨ




4 Listen and write the correct letter of the sentence that matches the picture.





Listen and circle the correct phonetic symbol according to the audio recording given.

A.




尸
 ㄉ
 ㄐ

B.



ㄝ
 ㄑ
 ㄉ

C.



尸
 ㄉ
 ㄝ



first tone



second tone



third tone



fourth tone




fifth tone

D.




ㄉ^ˊ
 ㄝ^ˊ
 ㄉ^ˋ
 ㄝ^ˋ
 ㄉ^ˋ
 ㄝ^ˋ

E.



尸^ˋ
 尸^ˊ
 尸^ˋ

F.



ㄑ^ˋ
 ㄝ^ˋ
 ㄑ^ˊ
 ㄝ^ˊ

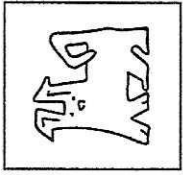


Color the apples based on the tone of the phonetic symbol.



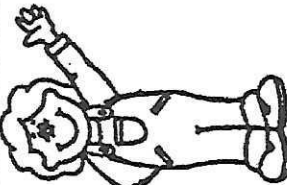
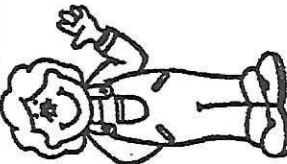

first tone: green
 second tone: yellow
 third tone: orange
 fourth tone: blue



姓名：
姓 名




調號練習：描一描

	● ● ● ● ● ●
	
	✓ ✓ ✓ ✓ ✓ ✓
	> > > > > >
	✓ ✓ ✓ ✓ ✓ ✓

为
像
一隻小老鼠 为

畫畫看：



寫寫看：

㇀ ㇁
为

为

为

为


为

--	--	--	--	--

么
像

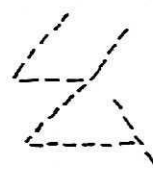

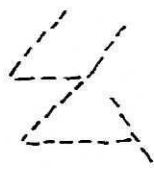

一張凹過來凸過
去的紙條么

書畫看·

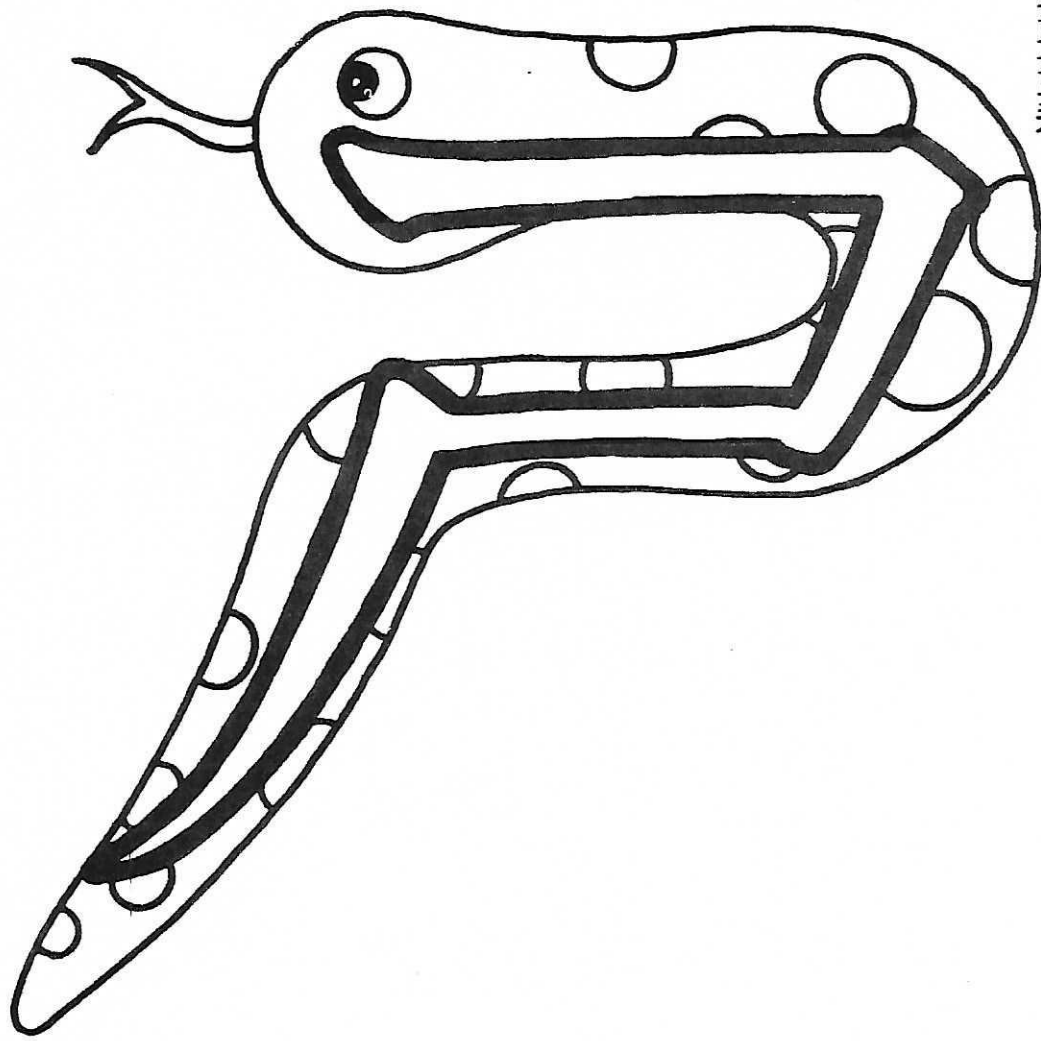


寫寫看·

1 2 3



--	--	--	--	--	--




畫畫看：

尸
像
一條小蟒蛇尸た

尸 尸 尸

寫寫看：



--	--	--	--	--	--

畫畫看·

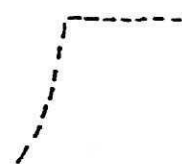
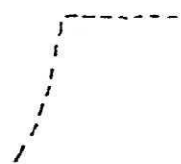
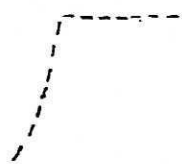
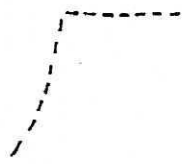


厂
像

一條流下峭壁的
小河厂也



寫寫看·



中秋節快樂

Happy Moon Festival

