

# 核桃孔孟中文學校每週每日指定功課

第6週 班級:KA班 老師:陳君天 電話:(H)909-594-8825 (C)909-569-5977

|              |   |
|--------------|---|
| 10/20<br>星期日 | <p>*作業(pg25) *練習中文名字 (單張練習紙)。</p> <p>*注音符號「ㄅ」及句子練習「ㄅㄨㄛˇㄅㄨㄛˇ?」一次。(單張練習紙)</p> <p>※日日做好事,天天說好話,我今天做了_____</p>                              |
| 10/21<br>星期一 | <p>*作業(pg26)</p> <p>*注音符號「ㄨ」及結合韻詞彙練習「ㄨㄛˇ」一次。(單張練習紙)</p> <p>※日日做好事,天天說好話,我今天做了_____</p>  |
| 10/22<br>星期二 | <p>*作業(pg27)</p> <p>*注音符號「ㄨ」及結合韻詞彙練習「ㄨㄛˇ」一次。(單張練習紙)</p> <p>※日日做好事,天天說好話,我今天做了_____</p>  |
| 10/23<br>星期三 | <p>*作業(pg28) *讀萬聖節相關詞彙。(參考附件)</p> <p>*注音符號「ㄛ」及結合韻詞彙練習「ㄛㄨˇ」一次。(單張練習紙)</p> <p>*我會說「我ㄛ們ㄛ…，好ㄛ不ㄛ好ㄛ?」</p> <p>※日日做好事,天天說好話,我今天做了_____</p>      |
| 10/24<br>星期四 | <p>*作業(pg29) *句子練習「ㄛㄨˇㄛ…。」(寫出自己的中文名字)</p> <p>*我會說「這ㄛ是ㄛ…，對ㄛ不ㄛ對ㄛ?」「對ㄛ! 這ㄛ是ㄛ…。」</p> <p>「不ㄛ對ㄛ! 這ㄛ不ㄛ是ㄛ…。」</p> <p>※日日做好事,天天說好話,我今天做了_____</p> |
| 10/25<br>星期五 | <p>*作業(pg30) *句子練習「ㄛㄨˇㄛ。」</p> <p>*我會說「…在ㄛ哪ㄛ裡ㄛ?」「…在ㄛ這ㄛ裡ㄛ。」</p> <p>「…在ㄛ那ㄛ裡ㄛ。」</p> <p>※日日做好事,天天說好話,我今天做了_____</p>                          |

※陳君天老師 Email: [laura@ccls-ca.org](mailto:laura@ccls-ca.org)

\*上週小考成績:

\*上課內容:第4課、童詩童謠、生活倫理-認識朋友,尊重他人及介紹萬聖節(一)。

\*下週(10/26)課堂上將製作萬聖節勞作,請盡量不要請假。

\*11/02 將於下課時間進行萬聖節活動,歡迎家長提供糖果、點心(不含花生)或小玩具、貼紙等,將在萬聖節活動時發放,當天請小朋友們打扮應節。

\*11/23 第一堂下課將拍攝全校合照,當日務必穿著校服,同時請每週都穿孔孟校服上學。


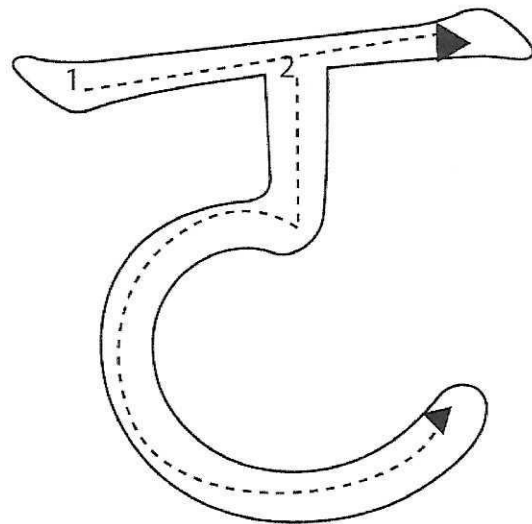
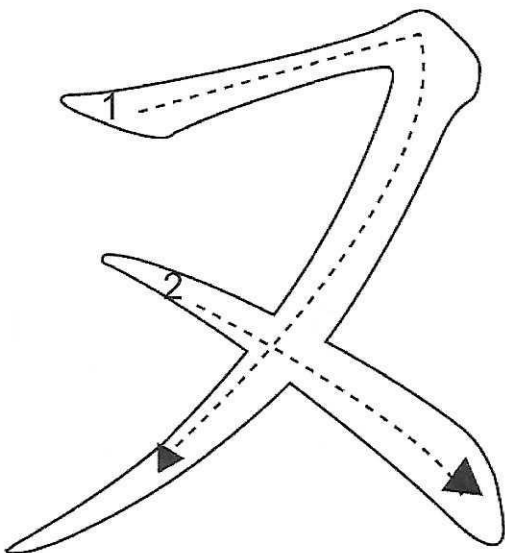

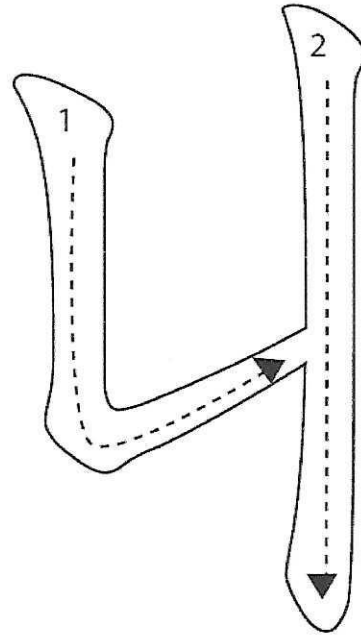
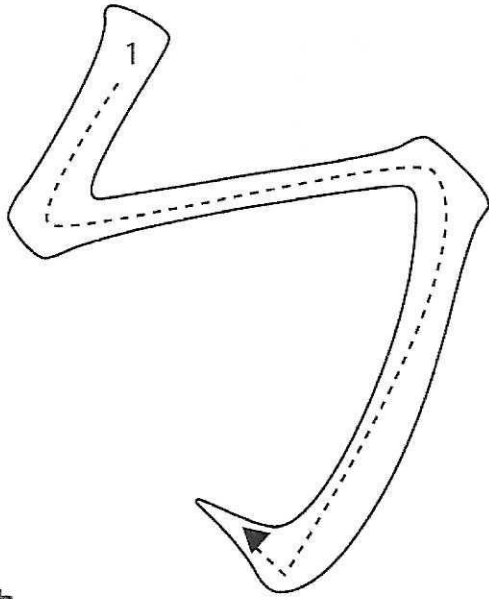
家長簽名及意見:



Listen to the text lesson 4 and read along.



Color stroke 1 blue, stroke 2 green, stroke 3 red, and stroke 4 purple.





Write and say each phonetic symbol five times.

|   |   |   |   |
|---|---|---|---|
| ㄣ |   |   |   |
| ㄣ | ㄣ | ㄣ | ㄣ |
|   |   |   |   |
|   |   |   |   |


|   |   |   |   |
|---|---|---|---|
| ㄣ | ㄣ |   |   |
| ㄣ | ㄣ | ㄣ | ㄣ |
|   |   |   |   |
|   |   |   |   |




21

Listen and circle the correct picture according to the audio recording given.

A



B





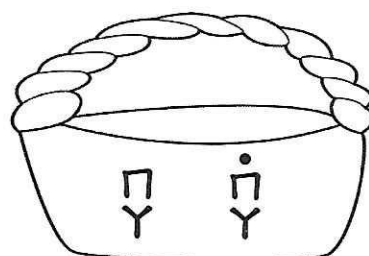
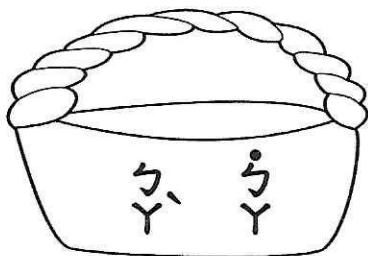
Write and say each phonetic symbol five times.


|    |  |  |  |
|----|--|--|--|
| フヌ |  |  |  |
| ヌ  |  |  |  |
|    |  |  |  |
|    |  |  |  |

|    |  |  |  |
|----|--|--|--|
| 一エ |  |  |  |
| エ  |  |  |  |
|    |  |  |  |
|    |  |  |  |



Draw a line to connect the picture with its phonetic symbol.





Write and say each phonetic symbol two times.

|   |   |   |
|---|---|---|
| ㄨ | ㄨ | 一 |
| ㄛ | ㄨ | ㄛ |
|   |   |   |
|   |   |   |
|   |   |   |



22 Listen and write the correct letter of the sentence that matches the picture.

|  |  |
|--|--|
|  |  |
|--|--|



Listen and mark O (true) or X(false) that matches the picture based on the the audio recording given.

A



B



C



D



E




F






Listen and circle the correct picture according to the audio recording given.

(A)




(B)



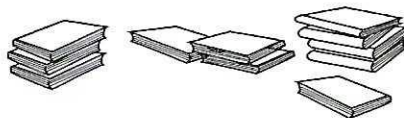

(C)



(D)



(E)



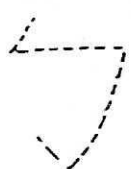
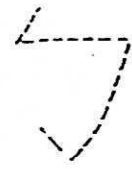
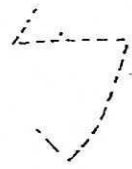
勺  
像  
爸爸ㄅㄚˋ  
爸爸ㄅㄚˋ  
的大嘴巴ㄅㄚˋ

畫畫看·




寫寫看·

勺  
勺



|  |  |  |  |  |  |
|--|--|--|--|--|--|
|  |  |  |  |  |  |
|  |  |  |  |  |  |





畫畫看：

四  
像一隻大公雞四

1 2

四

寫寫看：

四

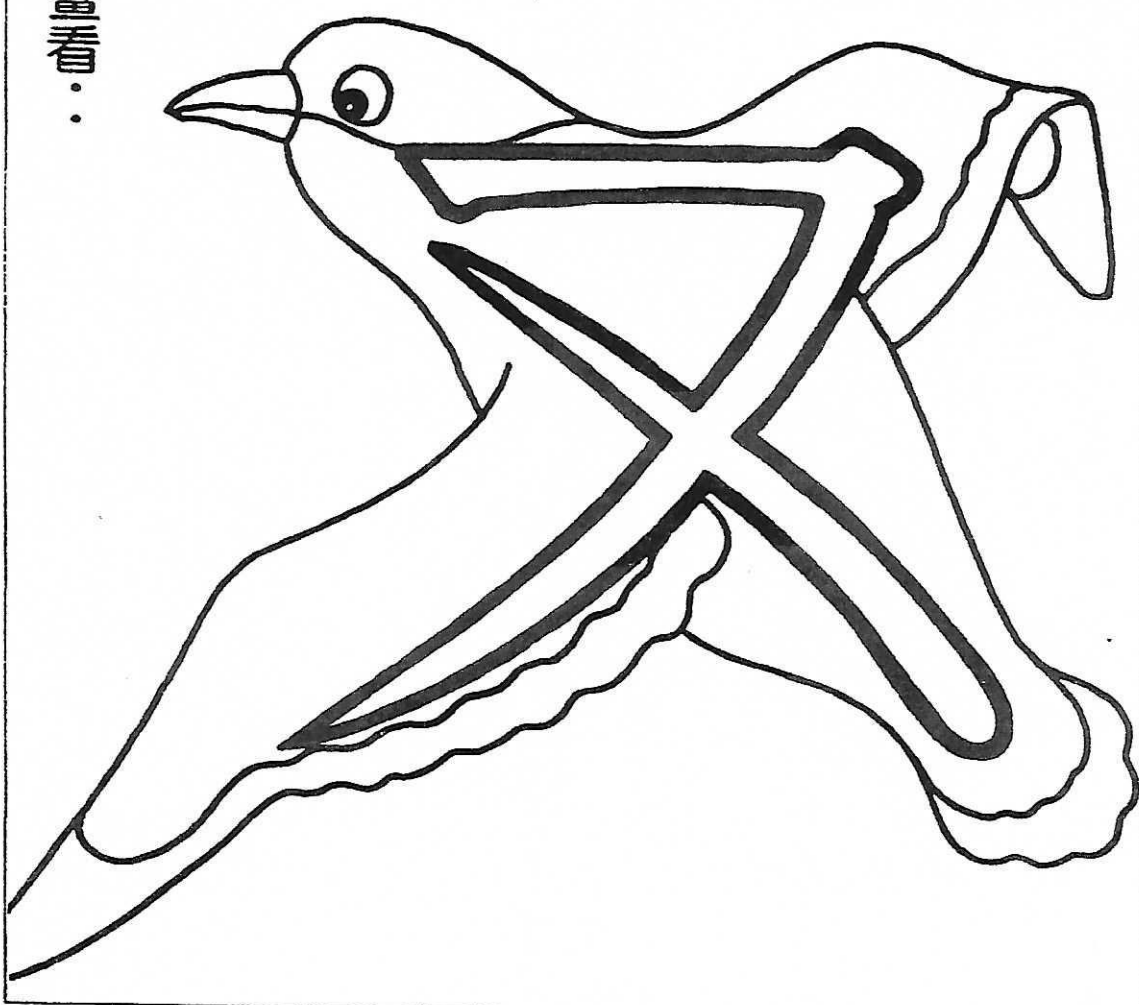
四

四

四

|  |  |  |  |  |  |
|--|--|--|--|--|--|
|  |  |  |  |  |  |
|  |  |  |  |  |  |

畫畫看·

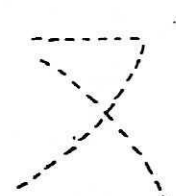
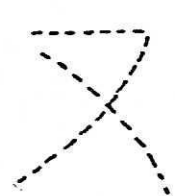
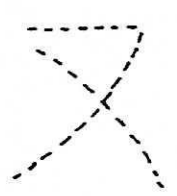
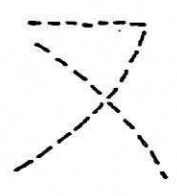


又  
像一隻大海鷗<sup>又</sup>

フ 又



寫寫看·



|  |  |  |  |  |  |
|--|--|--|--|--|--|
|  |  |  |  |  |  |
|--|--|--|--|--|--|



畫畫看：

厶  
像  
一個大鳥窩  
×厶

|                        |  |  |  |  |
|------------------------|--|--|--|--|
| <p>一 厶</p> <p>寫寫看：</p> |  |  |  |  |
|                        |  |  |  |  |

→

XHJ ㄣ ㄨ (write your

Chinese name.) 0

→

XHJ

→

ㄣ ㄨ

→

ㄣ ㄨ

→

ㄣ ㄨ ㄣ ㄨ ㄣ ㄨ ?

