

# 核桃孔孟中文學校每週每日指定功課

第18週 班級:KA班 老師:陳君天 電話:909-594-8825(C)909-569-5977

2/09 星期日	<p>*作業(p97)</p> <p>*注音符號「ㄌ」及結合韻詞彙練習「ㄌㄨㄛˊ」一次。(單張練習紙)</p> <p>※日日做好事，天天說好話，我今天做了_____</p>
2/10 星期一	<p>*作業(pg98)</p> <p>*寫句子「ㄉㄛˊ ㄉㄛˊ ㄉㄛˊ。」及「ㄉㄛˊ ㄉㄛˊ ㄉㄛˊ。」各一次。(單張練習紙)</p> <p>※日日做好事，天天說好話，我今天做了_____</p>
2/11 星期二	<p>*作業(pg99)</p> <p>*寫句子「ㄉㄛˊ ㄉㄛˊ ㄉㄛˊ。」及「ㄉㄛˊ ㄉㄛˊ ㄉㄛˊ。」各一次。(單張練習紙)</p> <p>※日日做好事，天天說好話，我今天做了_____</p>
2/12 星期三	<p>*作業(pg100)</p> <p>*寫句子「ㄉㄛˊ ㄉㄛˊ ㄉㄛˊ。」及「ㄉㄛˊ ㄉㄛˊ ㄉㄛˊ。」各一次。(單張練習紙)</p> <p>※日日做好事，天天說好話，我今天做了_____</p>
2/13 星期四	<p>*作業(pg101)</p> <p>*寫句子「ㄉㄛˊ ㄉㄛˊ ㄉㄛˊ。」及「ㄉㄛˊ ㄉㄛˊ ㄉㄛˊ。」各一次。(單張練習紙)</p> <p>*我會說「ㄉㄛˊ、ㄉㄛˊ、ㄉㄛˊ、ㄉㄛˊ、ㄉㄛˊ。」</p> <p>※日日做好事，天天說好話，我今天做了_____</p>
2/14 星期五	<p>*作業(pg102)</p> <p>*寫句子「ㄉㄛˊ ㄉㄛˊ ㄉㄛˊ。」及「ㄉㄛˊ ㄉㄛˊ ㄉㄛˊ。」各一次。(單張練習紙)</p> <p>*我會說「ㄉㄛˊ ㄉㄛˊ ㄉㄛˊ?」、「ㄉㄛˊ。」、「ㄉㄛˊ。」</p> <p>※日日做好事，天天說好話，我今天做了_____</p>

※陳君天老師 Email: [laura@ccls-ca.org](mailto:laura@ccls-ca.org)

~敬祝元宵節快樂~


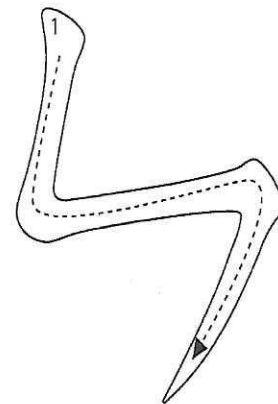
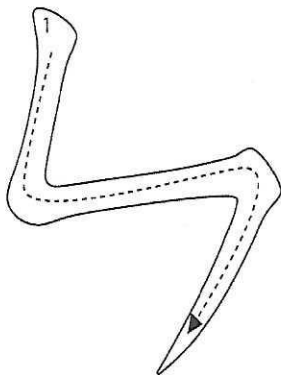

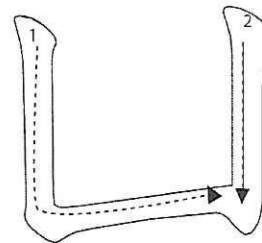
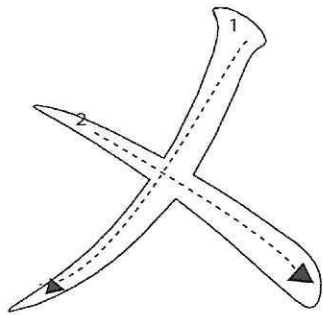


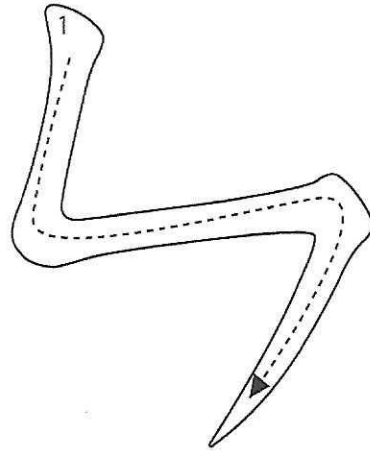

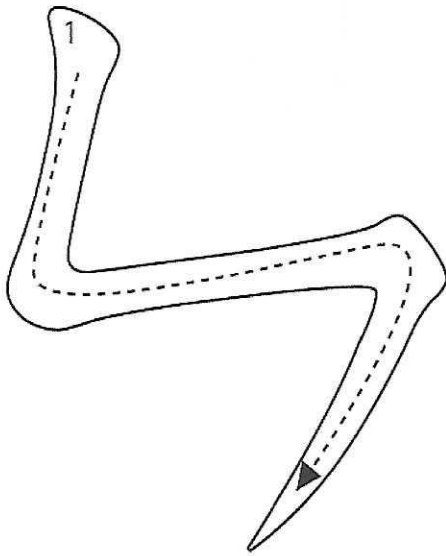
- \*本週上課內容: 第12課、相關人文教學、詩詞朗誦、國字複習及介紹元宵節。
- \*年刊及文化作品得獎名單將於稍後公布, 得獎作品將於下兩週(2/15, 2/22)第二、三堂下課時展出(有得獎的學生須將作品帶回學校展覽), 請留意 Google classroom 訊息。
- \*下週(2/15)舉行詩詞朗誦比賽班上初選, 請小朋友預先背熟指定詩及自選一首自選詩共兩首詩並搭配適當動作。下週將選出參加 2/29 全校詩詞朗誦比賽的學生, 請好好準備。
- \*本校三十週年校慶將延至四月之後, 5/30 結業之前舉行, 本班的表演節目亦將移至屆時再表演, 請小朋友持續在家複習短劇台詞及歌曲的副歌部分。
- \*請上網瀏覽 KA 班網誌。網址 <http://ka8ccls.weebly.com/> 家長簽名及意見:



Listen to the text lesson 12 and read along.




Color stroke 1 blue, stroke 2 green, stroke 3 red, and stroke 4 purple.





Write and say the each phonetic symbol five times.

ㄣ		
ㄣ	ㄣ	

		
ㄣ	ㄣ	



Draw a line to match the picture with its phonetic symbol.



ㄣ	ㄣ	ㄣ
---	---	---

ㄣ	ㄣ	ㄣ
---	---	---

ㄣ	ㄣ	ㄣ
---	---	---



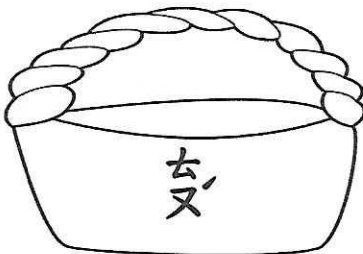


Write and say each phonetic symbol two times.


ㄊ			
ㄊ			
ㄏ			
ㄏ			

ㄌ			
ㄌ			
ㄌ			
ㄌ			



Draw a line to match the picture with its phonetic symbol.





Write and say each phonetic symbol two times.

ㄨ	ㄨ	ㄨ
ㄨ	ㄨ	ㄨ



61 Listen and circle the correct picture according to the audio recording given.

(A)			
(B)			



Draw a line to match the body part with its phonetic symbol.

ㄇˇ ㄇˇ

ㄍˇ ㄥˇ

ㄟˇ ㄣˇ

ㄉˇ ㄎㄨㄥ

ㄆㄨㄟˇ ㄍˇ

ㄣˇ ㄍㄨ

ㄍˇ ㄆ

ㄎㄨˇ ㄆ

ㄍˇ









ㄣˇ

ㄊ ㄍ






Draw a line to connect each phonetic symbol to its picture in the basket.



ㄥ 像小文坐端正

畫畫看：



寫寫看：



--	--	--	--	--







